

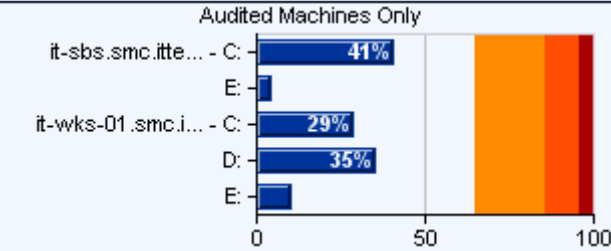
Client Information

Contact Person	Robert Adelman
IT Manager	
Servers Managed	1
Workstations Managed	1
Total Systems Managed	2

System Activity Last 30 Days

Patch Scans Completed	2
Patches Installed	2
Audits Completed	14

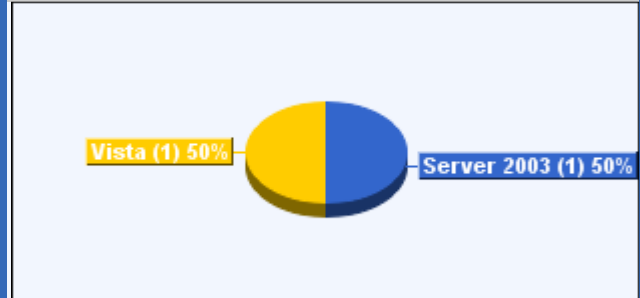
Disk Space Used



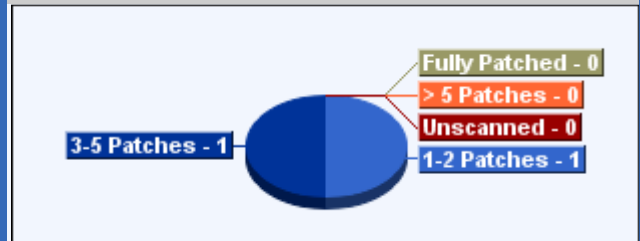
Network Health Score

Patch Score	63%	* 1/6		69%
OS Score	50%	* 1/6		
Disk Score	100%	* 1/6		
Ticket Score	100%	* 1/6		
Event Log Score	100%	* 1/6		
Backup Score	N/A	* 1/6		
Alarm Score	0%	* 1/6		

Operating Systems



Patch Status



Alarm Notifications

No Alerts Found	0
No System Alarms Found	0
No SNMP Alarms Found	0
No System Check Alarms Found	0

License Summary

Servers		
Windows 2003	Small Business Server R2 Service Pack 2 Build 3790	1
Total		1

Workstations		
Windows Vista	Business Edition Build 6000	1
Total		1

Microsoft Office Licenses		
Office 2007		1
Office 2003		0
Office XP		0
Office 2000		0
Office 97		0
Total		1

Read This Report:	
System Activity	<ul style="list-style-type: none"> • Patch Scans Completed – The total number times machines have been scanned for installed and missing security patches. • Patches Installed – The total number of security patches that have been installed on machines. • Audits Completed – The total number of times machines have been audited for hardware and software changes. • Backups Completed – The total number of times machines have been successfully backed up.
Disk Space Used	Displays the percentage of hard drive space used on either all machines or just servers. These relate to network drives or shared folders. A good status indicator is that the space used is less than 60%.
Network Health Score	This is a weighted average calculation that provides an <i>At a Glance</i> overall all network health score. Individual items are scored 0% (lowest) to 100% (highest). Scores are totaled, averaged and weighted to generate a percentage.
Operating Systems	Displays the different Windows operating system platforms installed on machines in the network. A good status indicator is that all mission critical machines or server have Windows 2000 or higher installed.
Patch Status	Displays the current amount of patches needing to be installed on machines in the network. A good status indicator is zero un-scanned machines and a very low number of machines missing patches.
Alarm Notifications	Displays the total number of each alarm notification generated. Alarms are not generally bad or good. Alarms are the result of proactive monitoring of key system elements. Alarms provide the basis for behind the scene actions that keep the network healthy and operational.
License Summary	Displays the total of all Microsoft Server, Workstation and Office licenses.